


Appendix 8(i)

The Council's Property Investment Portfolio - Breakdown

Investment Class	Rent Roll pa
Retail Central	£4,325,385
A3 (Restaurants/Cafes)	£686,750
Miscellaneous	£528,034
Housing Support	£485,968
Leisure/Culture	£283,772
Other Housing	£124,854
Offices	£123,764
Infrastructure Roads	£122,927
Retail Other	£116,300
Farms	£113,755
Other	£485,380
TOTAL	£7,396,889

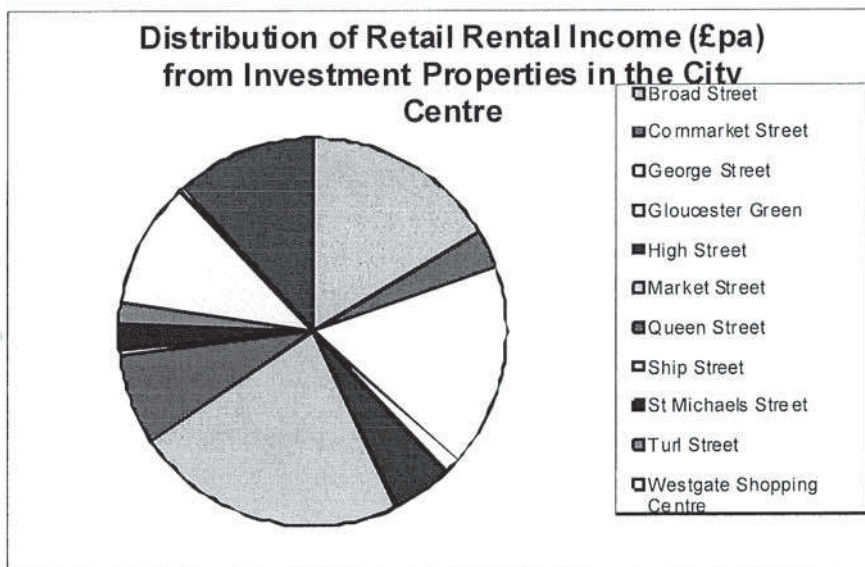
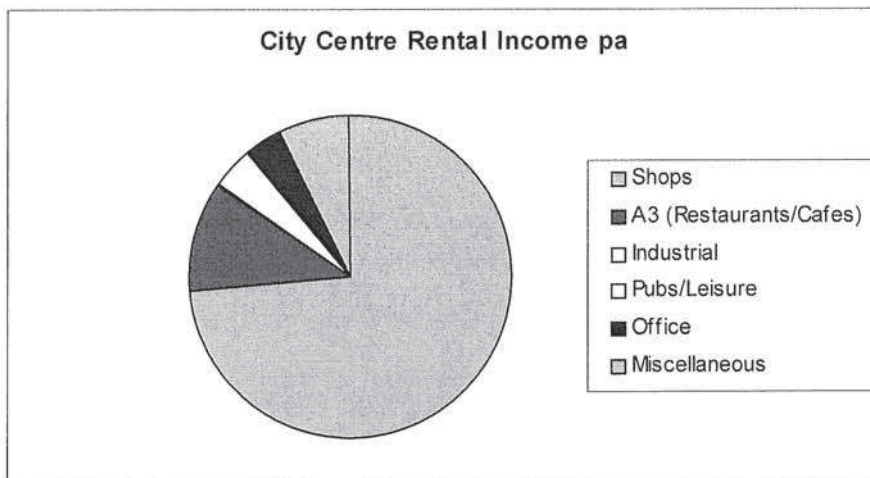


Note: Due to some properties being categorised differently between the tables in this appendix there are discrepancies between some of the figures. These will be resolved in the review of Investment Property being undertaken in 2009/10.

Appendix 8(ii)

The Council's City Centre Property Investment Portfolio - Breakdown

Investment Class	Rent Roll pa
Shops	£4,340,435
A3 (Restaurants/Cafes)	£665,250
Industrial	£9,860
Pubs/Leisure	£256,772
Office	£222,237
Miscellaneous	£431,384
TOTAL	£5,925,938




Note: Due to some properties being categorised differently between the tables in this appendix there are discrepancies between some of the figures. These will be resolved in the review of Investment Property being undertaken in 2009/10.

Appendix 8(iii)

The Council's Non City Centre Property Investment Portfolio - Breakdown

Investment Class	Rent Roll pa
Shops	£101,250
A3 (Restaurants/Cafes)	£21,500
Industrial	£88,860
Pubs/Leisure	£27,000
Office	£39,264
Miscellaneous	£96,650
Agriculture	£113,755
TOTAL	£488,279



Note: Due to some properties being categorised differently between the tables in this appendix there are discrepancies between some of the figures. These will be resolved in the review of Investment Property being undertaken in 2009/10.

This page is intentionally left blank